






## Registering as an Owner

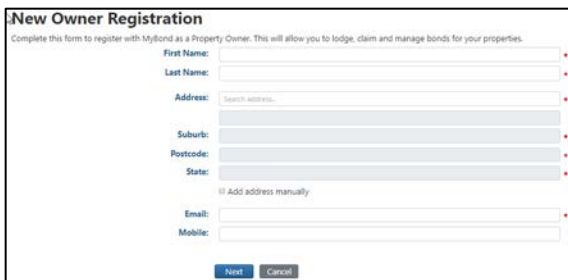
If you were a property owner on 1 May 2019 with an active bond, you will be already registered in My Bond, go to Logging into My Bond.


1. Internet search [www.cbos.tas.gov.au](http://www.cbos.tas.gov.au)
2. Click on the Housing  icon.
3. Click on the MyBond tab.
4. Click on the  Owners tab.
5. Click on the  button.

*The registration screen is displayed.*

6. From “**What type of registration are you looking for?**” select **Owner**.

*The New Owner Registration screen is displayed:*





7. Complete all fields marked with \* as this indicates that they are mandatory items required.
8. Click on the  button.

*The details will be displayed.*

## Edit Details if required before submission

If you have checked the data and have found an error.

1. Click on the  button.
2. Make the required changes.
3. Click on the  button.



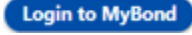
## All details correct

1. Click on the  button.


*When you submit your registration you will receive an email with a temporary password that you will need to change when you first log in to your account.*

Your MyBond password has been reset.  
Your temporary password is: Crf2Bj  
For security purposes, you will be required to change your password when you log on.





## Logging into MyBond as a Property Owner

1. Internet search [www.cbos.tas.gov.au](http://www.cbos.tas.gov.au)
2. Click on the Housing  icon.
3. Click on the **MyBond** tab.
4. Click on the  Owners tab.
5. Click on the  button.  
*The login screen is displayed.*

## Logging in for the first time

1. Enter your **Username**
2. If you are already registered but do not have a password, click on **Forgot Password**.  
A temporary password will be sent to you.
3. Enter the **temporary password**.
4. Click on the  button.  
*The Change password screen is displayed.*
5. Enter your **temporary password**.
6. Enter your **new password**.
7. Enter your **new password** again to **Confirm**.

## Logging in after first time login

1. Internet search [www.cbos.tas.gov.au](http://www.cbos.tas.gov.au)
2. Click on the Housing  icon.
3. Click on the **MyBond** tab.
4. Click on the  Owners tab.
5. Click on the  button.  
*The login screen is displayed.*
6. Enter your **Username** (your email address).
7. Enter your **Password**.
8. Click on the  button.  
*The Bond Search screen is displayed.*

## Forgot Password

1. Click on **Forgot Password**.  
*A temporary password will be sent to you.*